

Hotgen 



UPT-2800

UP-CONVERTING PHOSPHOR IMMUNOASSAY ANALYZER



UPT2800

Features

ACCURATE

- High sensitivity, no background interference
- Small CV
- Quality controls available, reliable accuracy.

QUICK

- Throughput up to 180T/H, reading results in 20 seconds.

RELIABLE

- Stable luminescence, no decay



UPT2800

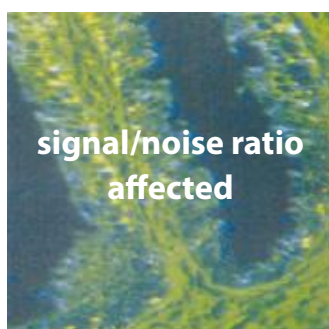
VERSATILE

- Portable size, easy to operate
- Adaptable to IVD, public safety, and industrial scenarios
- Low maintenance requirement


Technical Principle

Up Converting Phosphor Technology (UPT) is based on immunochromatographic technology using rare earth nano upconversion luminescent particles (UCP particles) as biological tracers. Excited by low-energy invisible infrared light, the UCP particles emit high-energy visible light, because of anti-Stokes effect. The instrument combines precision instrument with immune reactions, realizing quick detection of test objects both qualitatively and quantitatively through the conversion of optical signals.

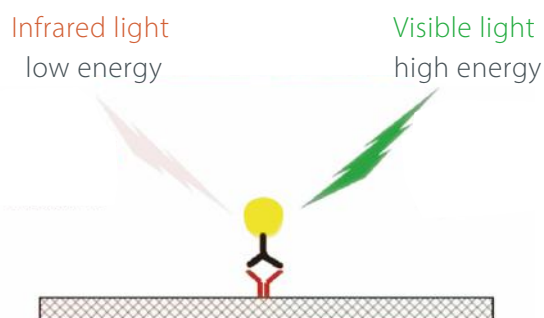
Traditional FIA



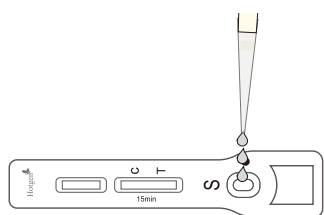
Patented UPT



Rare Earth Nano Upconversion
Luminescent Particles (UCP)



Test Procedure



Add sample



Incubation
(inside/outside the analyzer)



Start testing



Get result and print out

Application



HOSPITAL



LABORATORY



CLINICS



CLINICAL DEPTS

Technical Parameters

Assay Method	Up-converting phosphor technology-based lateral flow assay
Result	Quantitative
Language	English/German/Chinese
Display	8 inch touch screen
Detection speed	Getting results in 20 seconds.
Printer	Internal thermal printer
Storage memory	10,000 test results
Power supply	AC 100-240V, 50 ~ 60Hz
Working environment	Temperature: 10 °C ~30 °C; Humidity: ≤ 85%; Atmospheric pressure: 86 kPa ~ 106kPa
Transportation and storage environment	Temperature: -40 °C ~ +55 °C; Humidity: ≤ 85%; Atmospheric pressure: 86 kPa ~ 106 kPa
Dimension	355mm×315mm×270mm (L*W*H)
Weight	5.6Kg
Data management	LIS/HIS connection

Test Menu

Panel	Parameter	Qualification	Sample Type	Panel	Parameter	Qualification	Sample Type
Cardiac	cTnI	NMPA, CE	S/P/WB	DOA (specimen:Hair)	KET	NMPA, CE	Hair
	cTnT	NMPA	S/P/WB		MET	NMPA, CE	Hair
	CK-MB	NMPA, CE	S/P/WB		MOP	NMPA, CE	Hair
	H-FABP	NMPA, CE	S/P	Mycotoxins	AFB1	/	Various sample
	MYO	NMPA, CE	S/P/WB		DON	/	Various sample
	NT-proBNP	NMPA, CE	S/P/WB		FMN	/	Various sample
	Lp-PLA2	NMPA, CE	P		ZEN	/	Various sample
	D-Dimer	NMPA, CE	P		OC	/	Various sample
	cTnI/CK-MB/MYO	NMPA	S/P/WB		T-2	/	Various sample
cTnI/NT-proBNP	NMPA	S/P/WB	Food Borne Bacteria	V.C.O139	/	Various sample	
CRP	NMPA, CE	S/P/WB		V.C.O1	/	Various sample	
PCT	NMPA, CE	S/P/WB		Salmonella	/	Various sample	
IL-6	NMPA, CE	S		S.Typhi.	/	Various sample	
SAA	NMPA, CE	S/P/WB		S.Para.C	/	Various sample	
CRP/SAA	NMPA	S/P/WB		S.Para.B	/	Various sample	
PCT/IL-6	NMPA	S/P/WB		S.Para.A	/	Various sample	
CIV	NMPA, CE	S		S.Enteri.	/	Various sample	
LN	NMPA, CE	S		S.Choler.	/	Various sample	
HA	NMPA, CE	S		L.Monocy.	/	Various sample	
Hepatic Disease	PIIINP	NMPA, CE	S	S.aureus	/	Various sample	
	AFP	NMPA, CE	S	FB	/	Various sample	
	GP73	NMPA, CE	S/P	VP	/	Various sample	
	TIMP-1	NMPA, CE	S	E.C.O157	/	Various sample	
	C-P	NMPA	S/P	ZIKV	/	Various sample	
Diabetes	INS	NMPA	S/P	H5	/	Various sample	
	ADP	NMPA	S/P	FLuB	/	Various sample	
Sex Hormone	AMH	NMPA, CE	S	FLuA	/	Various sample	
	InhibinB	CE	S	EV71	/	Various sample	
Preterm Birth Prediction	fFN	NMPA, CE	Cervical and vaginal secretions	Ebola	/	Various sample	
Renal Function	NGAL	NMPA, CE	S/Urine				
	mAlb	CE	S/Urine				
Rheumatoid Arthritis	Anti-CCP	NMPA, CE	S				
Covid-19	2019-nCoV Antigen	NMPA, CE	S/P/WB				
	2019-nCoV Neutralizing Antibodies	NMPA, CE	S/P/WB				
Bone Metabolism	25-OH Vitamin D	NMPA, CE	S/P/WB				
Immunoglobulins	IgE*						